




PANORAMIC RV 2026





ATTENTION TO DETAIL IS FUNDAMENTAL  
TO THE ENTIRE DESIGN, MANUFACTURING  
AND CUSTOMER SERVICE PROCESS.  
OUR STANDARDS ARE AS HIGH  
AS OUR CUSTOMERS' EXPECTATIONS.




PHILIPPE MARCOTTE  
PRESIDENT AND FOUNDER

### 360° PANORAMIC VIEWS

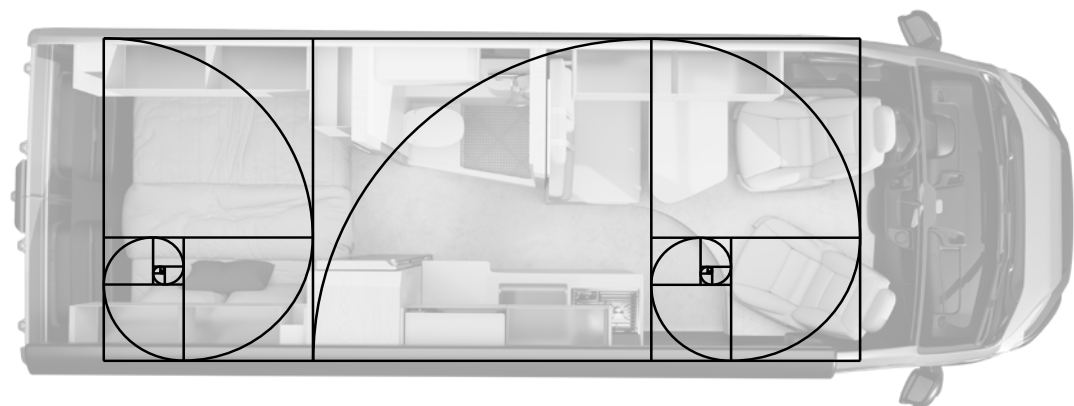
Enjoy exceptional natural light and unobstructed views from every angle. A connection to the outdoors that creates a direct link with nature and contributes to a feeling of spaciousness and well-being on board.

This openness to the surrounding landscape is an integral part of the onboard experience and naturally inspired the name Panoramic RV.



## EUROPEAN DESIGN: A SPACE TO LIVE AND MOVE IN

The European-style layout relies on a simple and efficient arrangement: the bedroom at the rear, the kitchen and dining area at the front. This design ensures fluid movement, optimizes daily mobility and improves overall ergonomics. Everything is naturally placed where it should be, for a more intuitive and enjoyable onboard living experience.



## WHERE AUTONOMY MEETS FREEDOM

All our Class B RVs are equipped with a 3000 watt inverter, the most powerful in the industry. This power provides extended autonomy, also allowing you to use the air conditioning off-grid, without needing to plug it in. A benefit that you and your pets will appreciate no matter where the road takes you.



## WHEN EVERY DETAIL IS MANAGED, YOU ARE READY FOR ANY WEATHER

At Panoramic RV, our Class B recreational vehicles are built on the same DNA: a bright interior, optimized storage and a touch of ingenuity. Thanks to solar panels and a superior battery system, you can enjoy maximum autonomy, without relying on the electrical grid. A solid foundation, common to all our models.



# A BRIGHTER WAY TO



**THE ORIGINAL PANORAMIC MODEL THAT SET A NEW STANDARD**



La Martre Lighthouse, La Martre - Gaspésie - Québec - Photograph by François Crépeau

The Panoramic Classic is the vehicle that built Panoramic RV's reputation in North America. Its build quality, high-end materials and optimized European layout make it the benchmark in Class B RVs.

Its panoramic windows open the space to the outside and create a true extension of the landscape. On board, refinement is revealed in the harmony of textures, the fluidity of space and the attention to detail.

With its living area at the front and its permanent bed at the rear, the Panoramic Classic perfectly embodies the balance between comfort, design and functionality to become a standard of quality in the world of Class B RVs.

**Dodge ProMaster 3500 chassis**  
Pentastar 3.6L V6, 280 hp



 Propane Truma Combi Eco +	 Perpendicular 74" x 57"	 Double burners	 5.3 cu. ft.	 400 W	 600 Ah
 6'2"	 21'	 800 L	 131 L	 91 L	 61 L





CLASSIC

WHERE COMFORT, DESIGN AND FUNCTIONALITY MEET

**MORE AND MORE LIGHT**

With the largest windows of any Class B RV in the industry, abundant light gives the Panoramic a spacious look and an unmatched feeling of freedom. A large skylight above the dining table provides extra lighting and optimal ventilation.



**EUROPEAN DESIGN**

From the configuration of the kitchen cabinet to the dining area at the front and the modular bed concept at the rear, our advanced vision of ergonomics highlights each aspect of the design that gave birth to the unique layout of the Panoramic Class B RV.



**THE OVERSIZED PANTRY:  
YOUR SECRET INGREDIENT**

The sliding pantry is one of the features owners love most about the Panoramic, and rightfully so! At over 2.8 cubic feet of space, there is no need to choose what to bring or what to leave behind on your trip.



**SATISFY YOUR PALATE**

The brilliant use of space in the kitchen clearly shows that it doesn't need to be big to be better. A full-height, 5.3 cu. ft. refrigerator, dual-burner gas stove, stainless steel sink, as well as an extended high-quality counter provide a true cooking experience worthy of a chef.



↔ Overall length  
6.4 m (21')

↕ Overall height  
2.9 m (9' 6")

↔ Overall width  
2.62 m (8' 6")

↗ Cargo dimensions  
49" x 35.5" x 28"

## SURPASSING EXPECTATIONS THROUGH INNOVATION


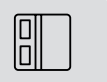


















The large windows typical of Panoramic Class B RVs flood the Panoramic G with light, creating an open space that feels connected to the outdoors.

At the front, the kitchen, dining area and lounge form a versatile space for cooking, working or relaxing. At the rear, the modular permanent bed provides ample space and everyday comfort, while the storage space below handles plenty of cargo.

The bathroom, featuring high-end components, completes an optimized layout for ease of movement. The Panoramic G is a model designed to be practical, bright and comfortable.

**Dodge ProMaster 3500 chassis**  
Pentastar 3.6L V6, 280 hp



 Gasoline Truma Combi-G	 Perpendicular 74" x 57"	 Double induction	 5.3 cu. ft.	 400 W	 600 Ah		
 6'2"	 21'	 800 L	 131 L	 91 L	 61 L		
							





G

# THE NATURAL EVOLUTION OF PANORAMIC COMFORT

## SPACIOUS LIVING AREA

The front seats swivel to create a dining area or a small lounge. The extendable table can seat up to four people and can also be converted into an extra bed. The skylight provides ample natural light and efficient ventilation.



## BEDROOM COMFORT

With its slatted bed base and orthopedic mattress, the 74" x 57" bed offers optimal comfort. Lighting, heating and air-conditioning controls are conveniently located at the head of the bed, allowing you to adjust the temperature or activate the water heater without having to get up.



## A FIRST-CLASS BATHROOM EXPERIENCE

The Panoramic G bathroom combines ingenuity and elegance to create a refined, private space.

The tambour-style sliding doors, molded fiberglass shower base and porcelain toilet come together in a watertight and harmonious design.

A thermostatic faucet ensures stable, precise water temperature, adding a thoughtfully engineered level of comfort, worthy of the most refined restrooms.



## BUILT FOR EXTREME CLIMATES

All Panoramic models are constructed using high-performance composite insulating materials. In addition, rigorous testing and the elimination of thermal leaks ensure optimal energy efficiency, allowing you to use the Panoramic G in both the intense heat of summer and the coldest winter conditions, without compromising comfort.



Overall length  
6.4 m (21')

Overall height  
2.9 m (9' 6")

Overall width  
2.62 m (8' 6")

Cargo dimensions  
49" x 35.5" x 28"

## TWO BED OPTIONS AND OUR LARGEST CARGO SPACE













The exciting new feature of the Panoramic GL model is the twin bed option for the bedroom. This twin bed configuration allows each occupant to enter and leave the bed without having to disrupt the other occupant.

The Panoramic GL offers the same exceptional features as our other models: swivelling driver and passenger seats open up the cab, transforming it into a dining or lounge area. Large windows and a skylight above the table flood the entire cab with natural light.

Equipped with superior battery and solar power, coupled with an immense cargo space, the Panoramic GL gives you the confidence to explore farther off the beaten path in total autonomy.

**Dodge ProMaster 3500 chassis**  
Pentastar 3.6L V6, 280 hp



 Gasoline Truma Combi-G	 Lengthwise 6'2" x 74"	 Twin 6'2" and 5'10" X 30"	 Double induction	 3.8 cu. ft.	 400 W
 600 Ah	 6'2"	 850 L	 131 L	 91 L	 61 L



Grandfather Mountain State Park, Blue Ridge Parkway, North Carolina - Photography by Christine Sney



GL

# REFINEMENT AND PERFORMANCE AT YOUR SERVICE

## TWO SLEEPING OPTIONS

At 6' 2" x 30" and 5' 10" x 30" both beds offer plenty of space for a comfortable night's sleep. If you prefer the single bed option, the longitudinal mattress provides an immense 6'2" x 74" sleeping area.



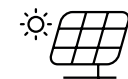
## CARGO WITH A CAPITAL C

The Panoramic GL offers our largest cargo space at 55" x 35" x 27". You will find there is plenty of space for your golf bags, hiking, climbing and fishing gear, BBQ and even for your furry companion, should you choose to bring it along for the ride.



## EXPLORE AS FAR AS YOU WISH

The Panoramic GL is equipped with 2 x 200 watt solar panels, a 3000-watt inverter and 4 x 150 Ah high-efficiency lithium batteries. Add to this the high-end electrical management systems, and your off-grid capabilities expand to become practically limitless.



Overall length  
6.4 m (21')



Overall height  
2.9 m (9' 6")



Overall width  
2.62 m (8' 6")



Cargo dimensions  
55" x 35" x 27"

## ROOM TO LIVE AND BREATHE

The ultra-lightweight table with rotating top is distinguished by its ingenious and sleek design. The sliding mechanism and deployable surface offers ideal flexibility to accommodate more people without compromising space or comfort.



## PRACTICALITY AND SPACE ARE KING

From the molded fiberglass shower base, the porcelain toilet, sliding doors, handy shower curtain positioning and clever design of the showerhead, the restroom area feels surprisingly more spacious and comfortable than in other Class B RVs.





The Magdalen Islands — Photograph by Nathalie Thibault













Designed to offer a superior travel experience, the Perspective combines our expertise with a cutting-edge platform to deliver a Class B motorhome that is elegant, robust and remarkably versatile.


For travelers who value both freedom and refinement, the Perspective showcases all the qualities that define a Panoramic: a spacious and bright front living area, a permanent rear bed with two options (large or twin), immersive 360-degree panoramic windows and a premium finish that enhances every moment spent on board.

Add to that larger water tanks, increased solar power and our largest refrigerator and the result is a compact, luxurious and intelligent vehicle designed to transform every getaway into an exceptional experience.

**Ford Transit AWD 350 HD chassis**  
With Ecoboost engine



 Gasoline Truma Combi-G	 Lengthwise 6'5" x 68"	 Twin 6'5" and 5'11" X 30"	 Double induction	 5.8 cu. ft.	 600 W
 600 Ah	 6'5"	 900 L	 135 L	 100 L	 60 L



# PERSPECTIVE

## AUTONOMY, POWER AND SPACE

### THE FREEDOM OF AUTONOMY

The Perspective is without a doubt, the autonomy champion in the Class B RV market. With its massive water tanks, our most powerful inverter, more solar panel capacity than any other Panoramic model and our largest refrigerator to date, the Perspective is built to take you as far as you want to go.



### COMFORT IN ALL SEASONS

Add exceptional floor and wall insulation to the mix, the Perspective is equipped to take you farther, no matter the season or the weather.



### QUALITY YOU CAN FEEL

The choice of premium materials such as Baltic birch plywood, capped with 1/32" thick Phoenix laminate, high-end assembly hardware, including hinges, latches, handles and drawer slides designed and manufactured in Europe, lend a distinctive European touch to the RV living space.



### POWER TO SPARE

Equipped with the Ford EcoBoost 3.5 litres V6 engine, the Perspective provides a powerful 310 horsepower. Combine this with the AWD (all-wheel drive) and a generous 2200-pound payload to make the Perspective our strongest model to date.



### IT'S IN THE DETAILS

Here, every detail counts: temperature controls accessible from the bed, optimized storage, noble and durable materials, high-end cabinet handles and carefully positioned accent lighting. A design created to offer refined comfort on every outing.



Overall length  
6.7 m (22')



Overall height  
3 m (10')



Overall width  
2.47 m (8' 1")



Cargo dimensions  
55" x 31" x 28"

# MODEL COMPARISON CHART

# A PASSIONATE AND VIBRANT COMMUNITY

	PANORAMIC	PANORAMIC <span>G</span>	PANORAMIC <span>GL</span>	PERSPECTIVE
Model	RAM PROMASTER	RAM PROMASTER	RAM PROMASTER	FORD TRANSIT
Heating / hot water	Propane Truma Combi Eco+	Gasoline Truma Combi G	Gasoline Truma Combi G	Gasoline Truma Combi G
Bed	Perpendicular 74" X 57"	Perpendicular 74" X 57"	Longitudinal 6'2" X 74" Twin 6'2" and 5'10" X 30"	Longitudinal 6'5" X 68" Twin 6'5" and 5'11" X 30"
Cooktop	Double propane	Double induction	Double induction	Double induction
Refrigerator	5'3" cu. ft.	5'3" cu. ft.	3'8" cu. ft.	5'8" cu. ft.
Interior height	6'2"	6'2"	6'2"	6'5"
Overall length	21'	21'	21'	22'
Fresh water tank	131 L	131 L	131 L	135 L
Grey water tank	91 L	91 L	91 L	100 L
Black water tank	61 L	61 L	61 L	60 L
Solar panels	400 W	400 W	400 W	600 W
Batteries	600 Ah	600 Ah	600 Ah	600 Ah
Cargo	800 L	800 L	850 L	900 L

*The information contained in this table is subject to change. Panoramic reserves the right to modify technical specifications, options, and equipment without prior notice. In the event of any discrepancy, the details published on the website shall prevail as the most reliable reference.*



Every year, Panoramic RV enthusiasts gather for an event dedicated to our customers, a gathering that has become a must for the Panoramic community.

Share travel experiences, best routes, tips for RV living and above all, the pleasure of being together.

This close-knit community of Panoramic owners perfectly embodies the spirit of our vehicles: good nature, discovery and freedom.





[WWW.PANORAMICRV.COM](http://WWW.PANORAMICRV.COM)



Chambly  
Quebec, Canada

General inquiries  
[info@panoramicrv.com](mailto:info@panoramicrv.com)



Simi Valley  
California, USA

Service and tech support  
[tech@panoramicrv.com](mailto:tech@panoramicrv.com)

(514) 776-9775

